

Schall-Ex® Duo L-15 QF

DETAILS

Articlenumber	1-544
Function	hinged door
Türenmaterial	timber
Application	interior door
Usage	sound protection, smoke protection, fire protection, accessibility

TECHNICAL DATA

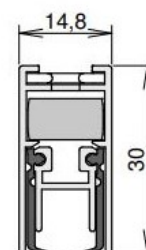
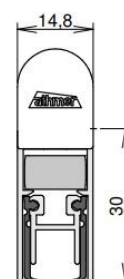
Width	14.8 mm
Height	30 mm
Min. delivery length	708 mm
Max. delivery length	1600 mm
Standard length	708, 833, 958, 1083, 1208 mm
max. travel	12 mm
Actuation	double-sided
Actuator	actuator/ actuator
Outerprofile	aluminium
Surface	plate finish
Sealingprofile	silicone, self-extinguishing

FITTING

Fixing	QF - Quick-Fix bracket slider
--------	----------------------------------


EXAMINATIONS AND CERTIFICATES

Permanent function IM	yes
Mio Certificate	yes
Leakage rate certificate	yes
Barrier free	yes
UL	yes
EPD	yes
Certifire	yes





I-Ex[®] Duo L-15 QF



Schall-Ex[®] L-15 QF



Schall-Ex® Duo L-15 C

